



Project ♥ Linus

Nashville Chapter



*“Storybook Quilts”
Challenge Winner*

*Girl Scout Troop #1350
“Clifford, the Big Red Dog”*

Congratulations!!

Announcing!!



Summer Blanket Day

When: August 6, 2005
9:00 am—1:00 pm (?)
Where: Faith Lutheran Church
1655 West Main St.
Lebanon, TN 37087
615-449-5480

Bring a bag lunch and a snack to share. Drinks & dessert will be provided. Bring your blankets and current project!

Fabrics and yarn for Project Linus projects will be available.

Project © Linus News

Volume 4; Issue 3

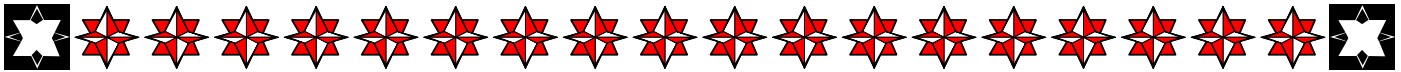
July 2005

Celebrate	2
Blanket information	
NICU info, Delivery Day, Wish List	3
Upcoming events & Calendar of Blessings	4-5
Kids Helping Kids	6-7
Quilt Pattern	8
Drop-off sites & “blanketometer”	9
Who do you call?	10




Do you want to make blankets? Do you need materials? If so, please call us. We have fabric, yarn, some needles, and some batting. We will be happy to share so that you can make Project Linus Blankets.

Call Kit at 604-7317 or Tina at 449-5097.



Celebrate, celebrate, celebrate...

- ▶ Blankets donated last quarter—Vanderbilt-77; Individuals-13; Vanderbilt NICU-25; Ronald McDonald House—30; Youth Mission Trip-20.
- ▶ Thank you to Fred and Karen of Mid-South Sewing Center for joining our drop off sites and Janome dealer support.
- ▶ A big thank you to the Moms Club of Mt. Juliet—Lebanon for their generous donation.
- ▶ Thank you to all our “blanketeers” for making all of our blankets. Every time I think I have labeled and packaged all of the blankets—here come some more! I LOVE it!! Keep up the good work! There are so many more children out there to comfort.
- ▶ Collected 288 blankets from April—June.
- ▶ Delivered 165 blankets from April—June.
- ▶ **Total blankets delivered since October 2001 is... 4201. Think of all the children we have comforted. AWESOME!!!! Let’s keep it going! Wouldn’t it be fantastic if we donate our 5000th blanket by our birthday in October?! Keep up the GREAT work!**



Blanket Types



The Nashville Chapter of Project Linus provides handmade washable blankets for children of all ages and sizes, from preemies to teens (age 18.) These blankets can be quilted, crocheted, knitted, or sewn.

Quilts:

A quilt is defined as a blanket, which has three layers—a top (which may be pieced or one solid piece), batting in the center, and a backing (usually a single piece of fabric.) In order to keep the batting from shifting, the three layers of the quilt must be secured together. This is done by sewing the three layers together by hand (hand quilting), by machine (machine quilting), or tying (using yarn or thread to tie the three layers together at various points on the blanket.)

Afghans:

Afghans are made of yarn that is crocheted or knitted into a blanket.

Receiving Blankets:

A piece of flannel can be stitched into a receiving blan-

ket by hemming the edge.

Fleece Blankets:

Pieces of polar fleece may be purchased to make a blanket with very little effort. Serging, hemming, or cutting a fringed edge, which takes no sewing at all, may finish off the edge. Teen-size blankets: should be at least 2 yards in length. Since fleece is about 50” wide, a 2 yard piece of fleece makes a nice blanket.

BLANKET SIZES	Approximate Measurements
Preemie baby	12” x 12” to 18” x 20”
Newborn Baby	25” x 30”
Toddler	35” x 40” to 45”
Child	40” x 60”
Youth	45” x 65”
Teen	50” x 72” (Or twin size)

Vanderbilt NICU A very special project

Delivery Day

Just a reminder that blankets are needed monthly for the Vanderbilt NICU. Each baby needs three blankets and they have between 100 and 150 babies each month.

This is an on-going project!

Blankets can be made of fleece, flannel, or 100% cotton—no crocheted or knitted afghans, please. (They mark the baby's tender skin.) Sizes needed are 12X12, 30X30, and 50X50 (and sizes in between.)

A couple of easy blankets are:

- ♥ A piece of fleece cut with pinking shears
- ♥ Two pieces of flannel with serged edging

Sizes for Vanderbilt NICU:

12" x 12"
30" x 30"
50" x 50"

(Please no afghans for the NICU.
Afghans mark the preemies' faces)



Statue of children dancing next to the entrance of the Vanderbilt Children's Hospital.

Project Linus Wish List:

Fabric

100% cotton or flannel
Child friendly colors and prints

Yarn

New skeins (no wool)
Child friendly colors

Laminating machine & supplies

Gift cards (Walmart, JoAnn's, Hancocks, etc.)

Postage Stamps

Clear plastic trash bags and/or 2 or 2 1/2 gal Zip-lock bags

Quilt batting, thread (regular & embroidery (hand & machine)

Sewing machine/Embroidery machine

Clear Storage Totes (73 qt)



Vanderbilt Staff accepting a delivery of blankets and "Pillow People" for the children.

Upcoming Events

7/30/05 Blanket Day Workday
Mt. Juliet Quilt & Things
1251 N. Mt Juliet Rd, Mt. Juliet
773-1042

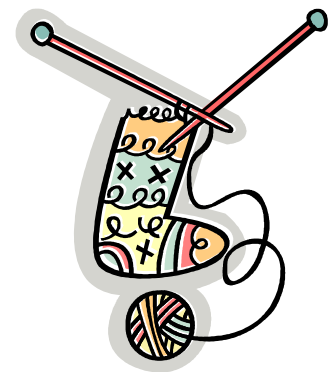
8/6/05 Summer Blanket Day 9 am—1 pm
Faith Lutheran Church
1655 West Main St, Lebanon, TN
449-5480

8/18/05 Project Linus Sew-Day 1 pm—5 pm
Pieceful Patches
119 Nashville Hwy, Northway Shopping Center, Suite 90
Columbian, TN
931-490-6800

8/27/05 Blanket Day Workday
Mt. Juliet Quilt & Things
1251 N. Mt Juliet Rd, Mt. Juliet
773-1042

9/24/05 Blanket Day Workday
Mt. Juliet Quilt & Things
1251 N. Mt Juliet Rd, Mt. Juliet
773-1042

10/15-16/05 Oktoberfest
Wilson Bank & Trust, Lebanon, TN



Who's having a birthday? WE ARE!!!

The Nashville Chapter of Project Linus turns 4 years old in October and we are having a party!

Details are not final at this time, but watch for the announcement. We will be having a real party—cake, ice cream, snacks—the WORKS. Of course, presents are accepted—blankets, fabric, thread, etc. (anything on the wish list.) And of course, we will be making blankets. There will be door prizes and hopefully a special guest or two. Hopefully, we will donate our 5000th blanket that day.



PROJECT ♥ LINUS
CALENDAR OF BLESSINGS

Sunday	Monday	Tuesday	Wednesday	Thursday	Friday	Saturday
17 15¢ for each mirror you have – take time to reflect	18 20¢ share the Girl Scout story with someone	19 6¢ for each sibling you have or have had	20 10¢ stretch, stretch – feel better	21 25¢ pray for doctors and nurses	22 10¢ recite your favorite Bible verse	23 15¢ if you like to watch cartoons
24 6¢ pray for farmers and a safe harvest	25 15¢ if you enjoy spring	26 25¢ Recite the Girl Scout Promise	27 15¢ if you know who “Linus” is	28 10¢ pray for those facing tough decisions	29 5¢ for each sweater you have	30 20¢ if you like spending time with your friends
1 4¢ for each hymn sung today	2 25¢ pray for our soldiers	3 5¢ if you live in the same town you were born in	4 5¢ if you have a August or September birthday	5 20¢ if you have more than 1 change of clothes	6 15¢ if you came to your Brownie meeting today	7 5¢ for each TV you own
8 10¢ Share the Project Linus story w/at least 5 people & ask for donations	9 8¢ pray for doctors and nurses	10 25¢ if you like to do crafts	11 7¢ for every room in your home	12 10¢ if you like to sing	13 5¢ be happy with yourself	14 10¢ if you can ride a bicycle
15 15¢ pray for a child who needs a blanket and a Project Linus hug						

W O R L D OF GIRLS



Coloring the muslin squares.



Tying the constructed quilt.



Girl Scout Troop 1364 in Lebanon making a Project Linus blanket. They also collected money for the chapter by using the "Project Linus Calendar of Blessings" found on the previous page. They collected a total of \$ 68.51. (Feel free to use the calendar. It can be changed to meet the needs of your group.)



Girl Scouts from Troop 1350 won first prize in the “Storybook Quilt Challenge.” They designed and quilted the quilt entitled “Clifford’s ABC’s.” For their winning entry, the troop received a pizza party at the Don Fox Park and each Scout received a certificate and a Project Linus Blanketeer Patch. This quilt was donated to Vanderbilt Children’s Hospital.



Gladeville kindergartners recently participated in the Project Linus Program – 100-percent volunteer nonprofit organization that works to provide love, a sense of security, warmth and comfort to children who are seriously ill, traumatized, or otherwise in need through the gifts of new, handmade blankets and afghans, lovingly created by volunteer “blanketeers.” Mrs. Kit Rosskamp and her assistant came to school to help the kindergartners make quilt squares. She then put the squares together to make three beautiful quilts with matching pillows. The quilts will be donated to Vanderbilt Children’s Hospital.



Submitted

Triple-Decker Quilt

(only 19 seams to sew!)

Fabric requirements: 1 yard for large rectangles
1/3 yard **dark** fabric (44" wide) for pieced rectangle
1/3 yard **medium** fabric (44" wide) for pieced rectangle
1/3 yard **light** fabric (44" wide) for pieced rectangle

Cutting instructions: From 1 yard of fabric, cut eight large rectangles that measure 10 1/2" wide x 12 1/2" high.
From each of the 1/3 yard fabrics, cut two strips 4 1/2" wide.

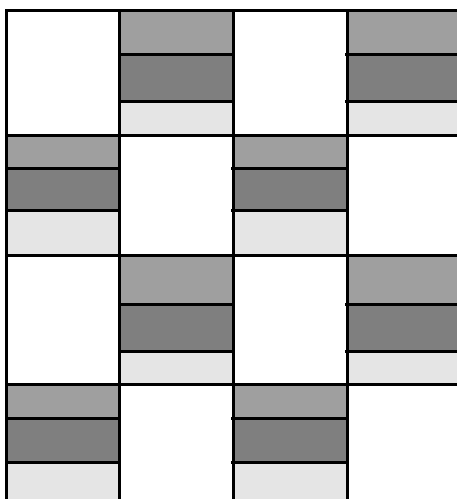
Strip set instructions: Using a 1/4" seam allowance throughout, make strip sets by sewing one dark, medium, and light fabric strip together to make a total of two strip sets. The fabric strips can be arranged in any order; however, both strip sets should be the same. The strip sets should measure 12 1/2" from top to bottom. Cut strip sets into eight pieces each 10 1/2" wide.

Layout instructions: Arrange four rectangles to a row, alternating large rectangles and pieced rectangles. There will be four rows.

Sewing instructions: Sew rectangles together to form rows. Sew rows together. Finished blocks measure 10" x 12". Finished quilt measures 40" x 48", which makes a nice **child**-sized quilt.

NOTE: For an **infant/toddler**-sized quilt, **omit** the bottom row. Place any directional fabric sideways as quilt length will become the 40" side. Finished infant/toddler quilt measures 36" x 40".

For a **teen**-sized quilt, **add** one row to the bottom. Finished teen quilt measures 40" x 60".

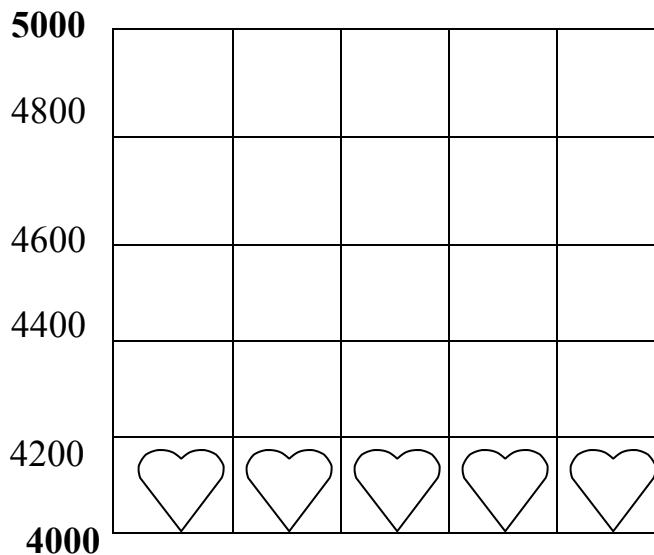


Project Linus Mission Statement

Project Linus is a 100% volunteer non-profit organization with a two-fold mission.

- ◆ First, it is our mission to provide love, a sense of security, warmth and comfort to children who are seriously ill, traumatized, or otherwise in need through the gifts of new, handmade blankets and afghans, lovingly created by volunteer “blanketeers.”
- ◆ Second, it is our mission to provide a rewarding and fun service opportunity for interested individuals and groups in local communities for the benefit of children.

“Blanketometer”



Watch How Our Blanket Grows as we deliver more blankets.

Bowling Green, Kentucky

The Sewing and Vacuum Center
1575 Campbell Lane
Bowling Green, KY 42104-4175
(270) 842-2434

McMinnville, Tennessee

Barn Loft Quilts
686 Abe Curtis Road
McMinnville, TN 37110
(931) 939-3796

Blanket and Donation Drop Off Centers

Columbia, Tennessee

Pieceful Patches
119 Nashville Hwy, Suite 90
Columbia, TN 38401
(931) 490-6800

Mt. Juliet, Tennessee

Mt. Juliet Quilt & Things
1251 N. Mt. Juliet Road
Mt. Juliet, TN 37122
(615) 773-1042

Nashville area

Rivergate Sewing Center
756 Two Mile Parkway
Goodlettsville, TN 37072
(615) 859-3541

Franklin, Tennessee

Stitcher's Garden
413 Main St.
Franklin, TN 37064
(615) 790-0603

Murfreesboro, Tennessee

Ladybug Quilts
111 E. MTCS Road
Murfreesboro, TN 37129
(615) 217-7017

Tullahoma, Tennessee

Janie's Sewing Center
100 E. Lauderdale St.
Tullahoma, TN 37388-4508
(931) 455-8543

Lebanon, Tennessee

Lebanon Vac & Sew
1411D West Main St
Lebanon, TN 37087
(615) 443-7644

The Quilt Connection
1011-A Memorial Blvd
Murfreesboro, TN 37130
(615) 867-0210

White House, Tennessee

White House Church of Christ
205 Spring St
White House, TN 37188
(615) 672-4610

Faith Lutheran Church
1165 West Main St.
Lebanon, TN 37087
(615) 449-5480
FAX: (615) 449-4903

Mid-South Sewing
107 S. Church St.
Murfreesboro, TN 37130
(615) 893-1800

**Have you checked out the
NEW Website yet?**

www.projectlinus-nashville.org

Faith Evangelical Lutheran Church
1655 West Main St.
Lebanon, TN 37087

NON-PROFIT ORG
US POSTAGE
PAID
NASHVILLE, TN
PERMIT # 4478

**Project ♥ Linus
News**
Providing security through
handmade blankets.

Chapter Information



Who do you call?

(If you need blankets, if you want to make blankets, to donate materials,
or to learn more about Project Linus.)

Chapter Coordinator

Kit Rosskamp
330 Skillet Creek Rd
Hartsville, TN 37074
kitrosskamp@yahoo.com
615-604-7317(*cell*)
615-253-0121(*office*)

Co-Coordinator

Tina Wilke
103 Eastland Ave
Lebanon, TN 37087
twilke70@yahoo.com
615-449-5097

Faith Lutheran Church
1655 West Main St.
Lebanon, TN 37087
615-449-5480

www.projectlinus-nashville.org